

Type SHD Feeders

Rotary Valves for General Industrial Service




Modern industrial installations require safe and reliable equipment to maintain optimal operating performance for their plants. When it comes to material handling, selecting the incorrect feeders or airlocks can disrupt system processes and cause costly outages. The SHD Series Rotary Feeder, part of the Delta Ducon family of rugged industrial feeders, is designed to provide superior performance at an economical price for a variety of general industrial applications.



The SHD Series Feeder can be utilized as either a rotary feeder or airlock for dry bulk material applications. The SHD is specifically designed to feed, meter, or convey non-abrasive to mildly abrasive materials with minimal maintenance requirements. A suite of rotor configurations ensures that the SHD is configured to handle a range of materials. The feeder housing is cast to precise tolerances to prevent damaging axial shaft movement caused by a misaligned rotor. Outboard mounted bearings protect the feeder from contaminants and extreme temperatures. With numerous options and accessories available, the SHD is the industry choice for dry bulk material handling applications.

SHD Feeders:

- ▲ Cast Iron or Stainless Steel Construction
- ▲ Square Flange Sizes 6" through 26"
- ▲ Round Flange Sizes 4" through 16"
- ▲ Open Or Closed End Rotors
- ▲ Fixed or Adjustable Tips
- ▲ Outboard Mounted Bearings
- ▲ 8-10-12 Vane Configuration
- ▲ Shaft Air Purge Ports
- ▲ High Temperature Models to 750°F
- ▲ Rotor and Interior Coating Design Options to Suit a Multitude of Applications
- ▲ Pressure Differential Up-To 15 PSIG
- ▲ NFPA Guideline Construction Available



Delta Ducon

11 General Warren Blvd, Malvern PA 19355


Phone: 610.695-9700 Fax: 610.695.9724

www.deltaducon.com



Type SHD Feeders

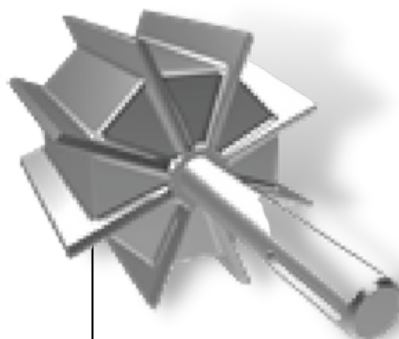
Rotary Valves for General Industrial Service




Open End



Closed End



Reduced Capacity



Replaceable Tips

SQUARE INLET VALVES


Inlet Size	Capacity CF/REV	Height (Inches)
6"	0.1	10"
8"	0.2	10.5"
10"	0.4	12.75"
12"	0.75	15.5"
14"	1.1	19"
16"	1.39	19.5"
18"	2.7	26"
22"	4.6	30"
24"	6.4	32.5"
26"	9.0	36"
30"	16.6	44"

ROUND INLET VALVES

Inlet Size	Capacity CF/REV	Height (Inches)
4"	0.025	7.375"
6"	0.1	10.625"
8"	0.2	12.5"
10"	0.4	15"
12"	0.75	10.375"
14"	1.1	20.5"
16"	1.4	23"



Shaft Zero Speed Switch



Shaft Air Purge Kit

Delta Ducon

11 General Warren Blvd, Malvern PA 19355

Phone: 610.695-9700 Fax: 610.695.9724

www.deltaducon.com

